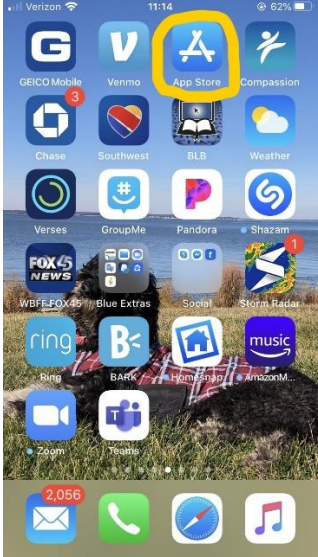
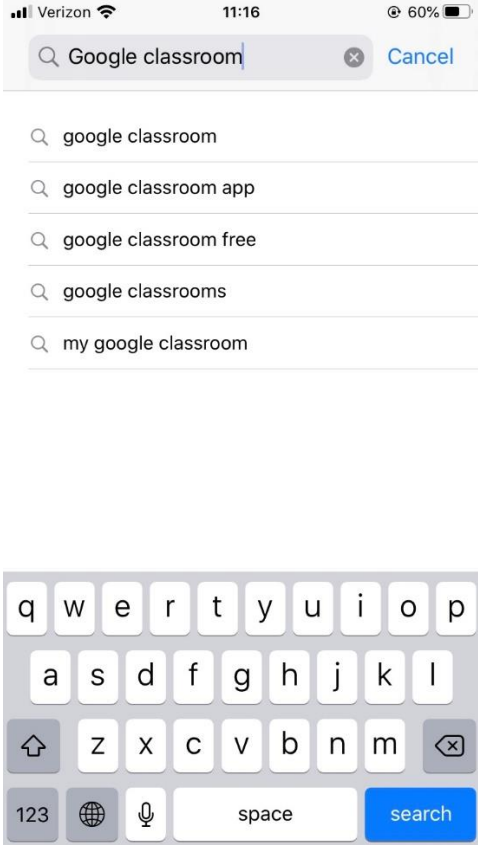
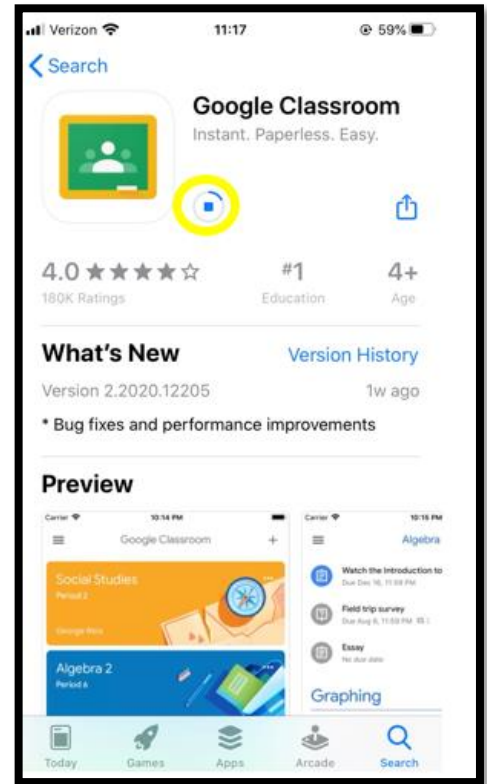
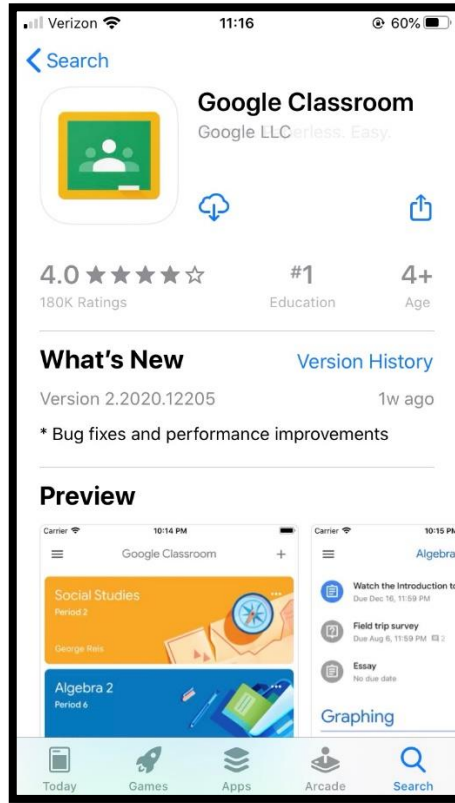


How to get to the email:

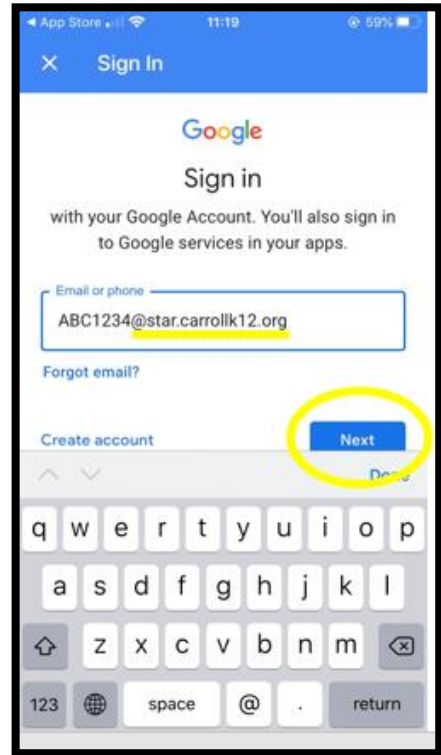
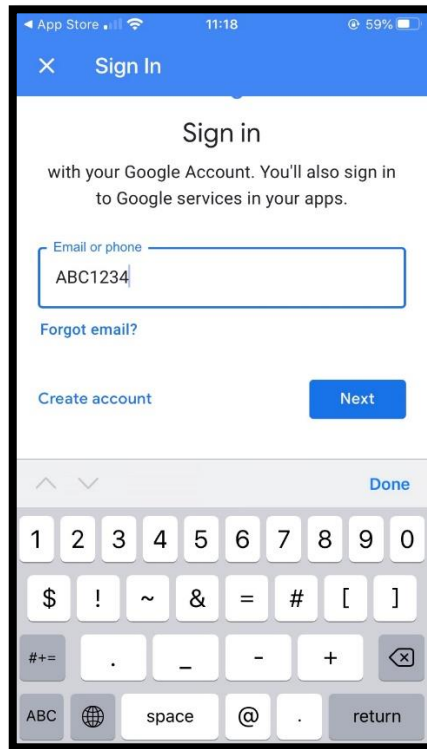
Getting to Google Classroom from the phone

<p>1. Click on the App store</p>	 A screenshot of an iPhone home screen. The status bar at the top shows 'Verizon', signal strength, Wi-Fi, the time '11:14', and a battery level of '62%'. The home screen is filled with various app icons. The 'App Store' icon, which is a blue square with a white 'A' and a crown, is highlighted with a yellow circle. Other visible icons include GEICO Mobile, Venmo, Compassion, Chase, Southwest, BLB, Weather, Verses, GroupMe, Pandora, Shazam, FOX 5 NEWS, WBF FOX 45, Blue Extras, Social, Storm Radar, ring, BARK, Amazon Music, Zoom, and Tealite. The dock at the bottom contains icons for Mail (with a red notification badge showing '2,056'), Phone, Safari, and Music.
<p>2. write "Google Classroom"</p>	 A screenshot of an iPhone search screen. The status bar at the top shows 'Verizon', signal strength, Wi-Fi, the time '11:16', and a battery level of '60%'. The search bar at the top contains the text 'Google classroom' and a 'Cancel' button. Below the search bar, there is a list of search results: <ul style="list-style-type: none"><li>google classroom</li><li>google classroom app</li><li>google classroom free</li><li>google classrooms</li><li>my google classroom</li></ul> At the bottom of the screen, a virtual keyboard is visible, showing keys for 'q w e r t y u i o p', 'a s d f g h j k l', 'z x c v b n m', and a 'space' key. A blue 'search' button is located at the bottom right of the keyboard.

2. **Click** on  
Google  
Classroom.  
**Download**  
google  
classroom.  
**Open** Google  
Classroom.

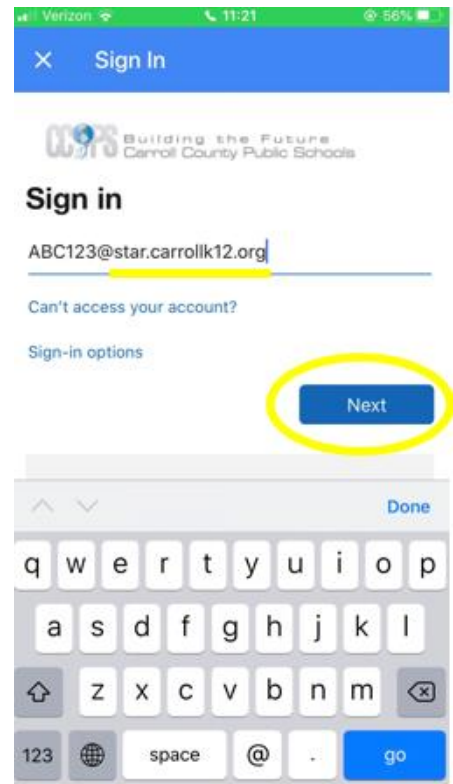
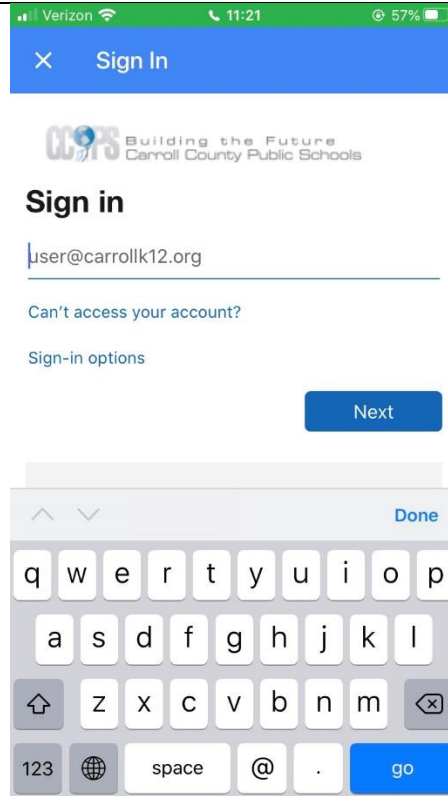


3. **Write** the same username that you use to log on to the computers at school. **Add** @star.carrollk12.org **Click** Next.

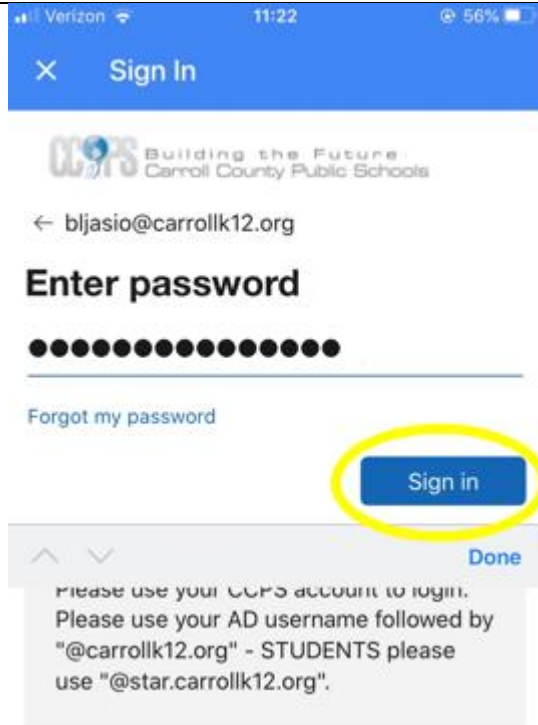


4. It is possible that you will need to write your username again. Click Next.

If you do not see this, it is ok. Go to step 5.



5. Write the same password that you use at school.



6. If you do not want to type in your password each time, click **yes**.

Verizon 11:23 56%

× Sign In

**CCPS** Building the Future  
Carroll County Public Schools

bjasio@carrollk12.org

**Stay signed in?**

Do this to reduce the number of times you are asked to sign in.

Don't show this again

No Yes

Please use your CCPS account to login.  
Please use your AD username followed by  
"@carrollk12.org" - STUDENTS please  
use "@star.carrollk12.org".

Terms of use Privacy & cookies ...

## 7. Start your classes! 😊

The screenshot shows a mobile application interface with a status bar at the top displaying 'Verizon', '11:24', and '56%' battery. The main content is a list of class cards. The first card is dark grey with '2 students' and a smartphone icon. The second card is blue with 'ESOL Distance Learning Lead Team' and 'Pamela Mesta', featuring a quill pen and a smartphone. The third card is dark grey with 'ESOL Team - Distance Learning\*\*' and 'Pamela Mesta', featuring a smartphone. The fourth card is red with 'Keefauver Algebra 1 Spring 2020' and '39 students', featuring a smartphone with a graph. Below the red card are three white rows with text: 'Optional Adding/Subtracting Polynomials Second Chance', 'Optional Domain/Range FA1 Second Chance', and 'Optional Factoring Trinomials HW Second Chance'. A white circular button with a blue plus sign is overlaid on the bottom right of the list.

2 students

ESOL Distance Learning Lead Team  
Pamela Mesta

ESOL Team - Distance Learning\*\*  
Pamela Mesta

Keefauver Algebra 1  
Spring 2020  
39 students

Optional Adding/Subtracting Polynomials  
Second Chance

Optional Domain/Range FA1 Second Chance

Optional Factoring Trinomials HW Second Chance