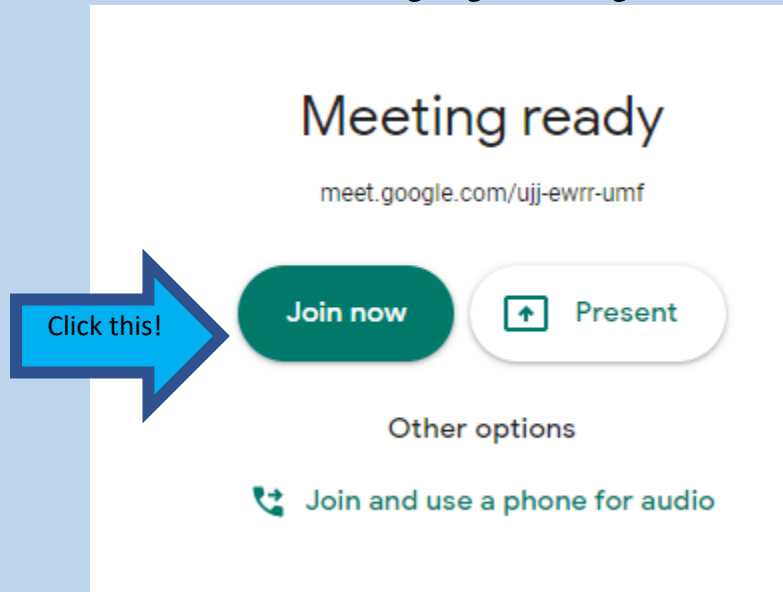
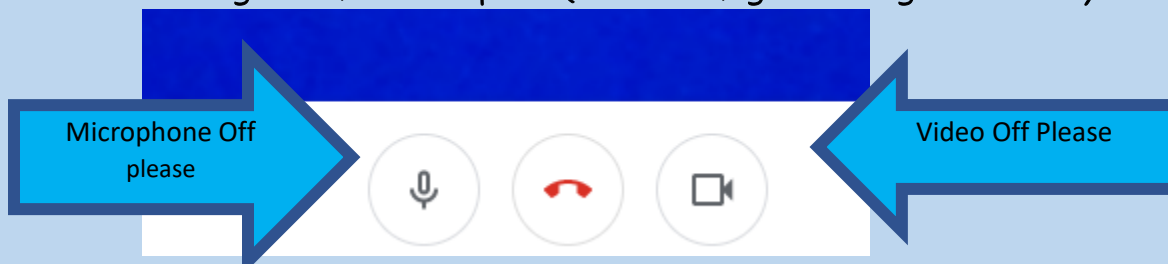


Directions for Google Meet Presentation

1. Open **GOOGLE CHROME**
 - a. This is important b/c Google Meet **will not** work in other browsers.
 - b. There is no phone number link that you can join by phone for Google Meet, so you must be in Google Chrome.
2. Copy the link that was emailed to you and paste into Google Chrome.
3. Click "Join Now"-highlighted in green-




4. Please keep your camera off and the microphone off as well (bottom of page-see below for pic). This will help with streaming and keeping "background" noise quiet (such as dogs barking-like at my house 😊).



5. Please do NOT record this presentation. I will record it and post it on our sites.

6. If you have a question during the presentation-please put a "?" in the chat box (this is located to the top right of your



screen).

7. The presenters and/or I will do our best to answer the questions as the information is presented or after presentation. If there are a lot of questions, there are slots for 200 folks, so it may be more feasible to answer questions after presentation and/or compile a list of questions and answers to send out later.
8. Materials from the presentation will be distributed to you after the presentation.
9. Here is a brief tutorial that will help you get on to Google Meet via Google Chrome.

<https://drive.google.com/file/d/1czmuhG-EIMZ1HM7kQnmEQbZg66YJkARO/view>