

SECTION 4
EXISTING SCHOOL FACILITIES

ELEMENTARY STATE RATED CAPACITY

1. State capacity shall be based on the same number of regular classrooms as local capacity, calculated at 23 students per classroom.
2. Kindergarten is calculated based on the formula of 22 students/classroom.
3. Modified self-contained or self-contained special education services such as prep, early intervention kindergarten, and structured learning environment are provided within a special education class within a school. The classroom within the school dedicated for this function is counted as a special education capacity (10 students/room). These students are included in FTE enrollments and projections in order to make equitable capacity comparisons.
4. Pre-kindergarten classroom capacity is based on 20 students per classroom.

6/30/97

rev: 7/1/2000

rev: 7/1/2002

rev. 7/1/2004

ASSUMPTIONS: SECONDARY CAPACITY MIDDLE SCHOOLS - STATE CAPACITY

1. All specialized classrooms: rooms such as science laboratories, career technology education (CTE) rooms, classrooms for English for speakers of other languages, distance learning rooms, business education rooms, computer laboratories, band and chorus rooms, art rooms, family and consumer sciences rooms, weight rooms, and wrestling rooms.
2. Gymnasiums: The number of teaching stations in a gymnasium is calculated by dividing the net square footage by 6,000 nsf, rounding the quotient to the nearest whole number, and multiplying the result by two (2). According to national standards a 6,000 nsf gymnasium is a mid-size gymnasium that supports interscholastic basketball games and includes appropriate safety zones.
3. Self-contained special education classrooms: rooms that are used by students receiving special education services outside the general education setting for more than 60% of the school day.
4. Open-space classrooms: rooms in instructional areas in which the classrooms are not structurally defined, with or without temporary partitions. The number of classrooms in an open-space area is calculated by dividing the net square footage of the open space area by 800 net square feet and rounding the quotient to the nearest whole number.
5. Partially enclosed classrooms: rooms in which instructional areas are structurally defined by permanent (non-removable) partitions.
6. Instructional Suites. A suite is a cluster of rooms typically assigned to one teacher for one class period, such as a career technology classroom, its computer room, and its laboratory, and shall be counted as a single teaching station.

MIDDLE SCHOOLS - FUNCTIONAL CAPACITY

1. Middle school students are organized in teams. The team is composed of 4-5 teachers and 125-150 students. The program consists of a core curriculum (language arts/English, math, science, and social studies) and an exploratory curriculum of physical education, art, music, band, computers, technology, and foreign language.
2. Capacity calculations shall be based on 25 students per teaching station for core curricular programs.
3. Modified self-contained or self-contained special education services such as special needs are provided within a special educational classroom within the school. The classroom(s) within the school dedicated for this function is counted as a special education capacity (10 students per room). The special education capacity is listed separately from regular capacity.
4. Each middle school shall have at least one room designated as a special education resource room for providing direct special education services to students with learning disabilities and/or handicapping condition not in excess of an average of three hours per school day. An additional room shall be designated as a reading resource room. These rooms are usually less than the 600 square foot classroom minimum.

7/1/00

Rev. 8/30/02

Rev. 7/1/12

ASSUMPTIONS: SECONDARY CAPACITY **HIGH SCHOOLS- STATE RATED CAPACITY**

1. All specialized classrooms: rooms such as science laboratories, career technology education (CTE) rooms, classrooms for English for speakers of other languages, distance learning rooms, business education rooms, computer laboratories, band and chorus rooms, art rooms, family and consumer sciences rooms, weight rooms, and wrestling rooms.
2. Gymnasiums: The number of teaching stations in a gymnasium is calculated by dividing the net square footage by 6,000 nsf, rounding the quotient to the nearest whole number, and multiplying the result by two (2). According to national standards a 6,000 nsf gymnasium is a mid-size gymnasium that supports interscholastic basketball games and includes appropriate safety zones.
3. Self-contained special education classrooms: rooms that are used by students receiving special education services outside the general education setting for more than 60% of the school day.
4. Open-space classrooms: rooms in instructional areas in which the classrooms are not structurally defined, with or without temporary partitions. The number of classrooms in an open-space area is calculated by dividing the net square footage of the open space area by 800 net square feet and rounding the quotient to the nearest whole number.
5. Partially enclosed classrooms: rooms in which instructional areas are structurally defined by permanent (non-removable) partitions.
6. Instructional Suites. A suite is a cluster of rooms typically assigned to one teacher for one class period, such as a career technology classroom, its computer room, and its laboratory, and shall be counted as a single teaching station.

6/23/94

Rev. 7/1/00,

Rev. 8/30/02

Rev. 7/1/12

**FACILITIES INVENTORY
(IAC/PSCP FORM 101.1)**

SCHOOL NAME & ADDRESS	GRADES	SRC	2021		RELOCATABLE CLASSROOMS	ACREAGE	BUILDING DATA			FCISCORE	COMMENTS
			PRIOR FALL ENROLLMENT	PERCENT UTILIZED			DATE	TYPE	SQ. FT.		
Career & Technology Center 1229 Washington Road Westminster, MD 21157		380 (1/2 Day)	NA	NA	8	16.3	1970 1987	Original Addition Total	96,400 15,790 112,190	0.751	Renovation/Addition - FY21
Carroll Springs 495 South Center Street Westminster, MD 21157	Special Education	80	28	35%	2	6.02	1981 1986	Original Addition Total	31,100 320 31,420	0.377	HVAC - FY25
Carrolltowne Elementary 6542 Ridge Road Sykesville, MD 21784	PreK - 5 Special Ed. Regional Ctr.	588	582	99%	4	30	1976 2006 2006 2009	Original Demolition Addition Renovation Total	76,700 1,480 6,356 23,537 81,576	0.499	HVAC - FY27
Century High 355 Ronsdale Road Sykesville, MD 21784	9-12	1362	1135	83%	0	67	2001	Original	217,945	0.292	Roof - FY27
Cranberry Station Elementary 505 North Center Street Westminster, MD 21157	PreK - 5	570	537	94%	0	24.96	1999	Original	61,346	0.210	K Addition Planning - FY23
Ebb Valley Elementary 3100 Swiper Road Manchester, MD 21102	Prek - 5	568	519	91%	0	20	2008	Original	72,106	0.039	
Eldersburg Elementary 1021 Johnsville Road Sykesville, MD 21784	PreK - 5	568	454	80%	2	30	1970 2006 2014 2014	Original Addition Addition Renovation Total	63,000 4,823 111 24,500 67,934	0.393	HVAC - FY32
Elmer Wolfe Elementary 119 North Main Street Union Bridge, MD 21791	PreK - 5	546	408	75%	2	9.93	1998	Original	65,273	0.183	HVAC-FY30
Francis Scott Key High 3825 Bark Hill Road Union Bridge, MD 21791	9 - 12	1254	885	71%	0	45.12	1958 1970 1980 1999 1999	Original Addition Addition Modern. Addition Total	89,733 16,974 34,524 141,231 43,269 184,500	0.183	
Freedom Elementary 5626 Sykesville Road Sykesville, MD 21784	K - 5	502	544	108%	6	9.64	1955 1963 1964 1975 1995 2009	Original Addition Addition Addition Addition Addition Total	20,283 7,675 9,568 13,533 635 6,749 58,443	0.318	

SCHOOL NAME & ADDRESS	GRADES	SRC	2021		RELOCATABLE CLASSROOMS	ACREAGE	BUILDING DATA			FCIS SCORE	COMMENTS
			PRIOR FALL ENROLLMENT	PERCENT UTILIZED			DATE	TYPE	SQ. FT.		
Friendship Valley Elementary 1100 Gist Road Westminster, MD 21157	K - 5	527	414	79%	4	49	1992	Original	57,200	0.483	K Addition - Planning FY23 HVAC-FY28
Gateway School 225 Kate Wagner Road Westminster, MD 21157	6 - 12 Alternative Ed.	150	51	34%	2	9.34	2003	Original	27,048	0.038	Roof-FY29
Hampstead Elementary 3737 Shiloh Road Hampstead, MD 21074	PreK - 5 Special Ed. Regional Ctr.	514	375	73%	0	19.51	1986 2007	Original Addition Total	54100 5,100 59,200	0.376	
Liberty High 5855 Bartholow Road Sykesville, MD 21784	9 - 12	1138	993	87%	8	50	1980	Original	156,000	0.811	HVAC - FY26
Linton Springs Elementary 375 Ronsdale Road Sykesville, MD 21784	PreK - 5	705	667	95%	0	28.14	1998 2006 2006	Original Renovation Addition Total	72,227 2,218 3,262 77,707	0.201	
Manchester Elementary 3224 York Street Manchester, MD 21102	PreK - 5	682	595	87%	0	18.7	1932 1949 1953 1989 1989 1989 2007	Original Addition Addition Demolition Renovation Addition Addition Total	27,884 10,756 14,760 28,624 24,776 44,901 5,739 75,416	0.380	
Manchester Valley High Maple Grove Road Manchester, MD 21102	9-12	1383	1321	96%	0	98	2009	Original	217,500	0.039	
Mechanicsville Elementary 3838 Sykesville Road Sykesville, MD 21784	PreK - 5	591	419	71%	0	24.35	1948 1967 1974 1994 1994 2007	Original Addition Addition Renovation Addition Addition Total	21,353 17,401 9,469 48,223 21,603 4,700 74,526	0.462	HVAC-FY29
Mount Airy Elementary 405 North Main Street Mount Airy, MD 21771	3 - 5	552	436	79%	2	9	1935 1949 1969 1987 1987	Original Addition Addition Renovation Addition Total	29,869 18,285 5,520 53,674 5,000 58,674	0.665	HVAC - FY25
Mount Airy Middle 102 Watersville Road Mount Airy, MD 21771	6 - 8	SRC = 870 Local = 770	690	79% 90%	0	13.77	2013	Original Total	111,043 111,043	0.000	

SCHOOL NAME & ADDRESS	GRADES	SRC	2021		RELOCATABLE CLASSROOMS	ACREAGE	BUILDING DATA			FCIScore	COMMENTS
			PRIOR FALL ENROLLMENT	PERCENT UTILIZED			DATE	TYPE	SQ. FT.		
North Carroll Middle 2401 Hanover Pike Hampstead, MD 21074	6 - 8	SRC = 870 Local = 770	628	72% 82%	0	33.4	1956 1962 1991 2005 2005	Original Addition Addition Renovation Addition Total	60,358 34,442 4,738 99,538 5,060 104,598	0.076	Roof - FY24
Northwest Middle 99 Kings Drive Taneytown, MD 21787	6 - 8	SRC = 849 Local = 770	645	76% 84%	0	46.6	1976 2010	Original Renovation Total	113,600 34,320 113,600	0.565	HVAC - FY27
Oklahoma Road Middle 6300 Oklahoma Road Sykesville, MD 21784	6 - 8	SRC = 870 Local = 795	721	83% 91%	0	32.91	1997	Original	108,640	0.260	HVAC - FY24 Roof - FY26
Parr's Ridge Elementary 202 Watersville Road Mount Airy, MD 21771	PreK - 2	610	380	62%	0	23.77	2005	Original	73,271	0.076	
Piney Ridge Elementary 6315 Freedom Avenue Sykesville, MD 21784	K - 5	548	532	97%	4	13.47	1991 2006	Original Addition Total	62,000 3,137 65,137	0.064	HVAC-FY28
Robert Moton Elementary 1413 Washington Road Westminster, MD 21157	PreK - 5 Special Ed. Regional Ctr.	536	376	70%	0	21.6	1976 2011 2011 2013	Original Renovation Addition Renovation Total	75,200 1,609 10,543 24,853 85,743	0.342	
Runnymede Elementary 3000 Langdon Drive Westminster, MD 21158	PreK - 5 Special Ed. Regional Ctr.	657	555	84%	0	31	1994 2007	Original Addition Total	66,600 5,104 71,704	0.448	HVAC - FY29
Sandymount Elementary 2222 Old Westminster Pike Finksburg, MD 21048	PreK-5	524	474	90%	0	5.7	1936 1950 1963 1969 1974 1992 1992 1992	Original Addition Addition Addition Addition Demolition Renovation Addition Total	9,639 10,898 8,312 5,721 6,446 9,639 31,377 30,144 61,521	0.344	K Addition Planning - FY24
Shiloh Middle 3675 Willow Street Hampstead, MD 21074	6 - 8	SRC = 815 Local = 725	623	76% 86%	0	32.3	2000	Original	108,640	0.249	Roof - FY28

SCHOOL NAME & ADDRESS	GRADES	SRC	2021		RELOCATABLE CLASSROOMS	ACREAGE	BUILDING DATA			FCIS CORE	COMMENTS
			PRIOR FALL ENROLLMENT	PERCENT UTILIZED			DATE	TYPE	SQ. FT.		
South Carroll High 1300 West Old Liberty Road Sykesville, MD 21784	9 - 12	1339	984	73%	0	40	1967 1972 1986 1997 2010 2010	Original Addition Addition Addition Renovation Addition Total	177,673 28,424 8,080 1,649 26,500 42,500 258,326	0.413	Window Replacement - FY23 HVAC - FY31
Spring Garden Elementary 700 Boxwood Drive Hampstead, MD 21074	PreK - 5	545	421	77%	0	19.95	1991 2006	Original Addition Total	57,200 5,229 62,429	0.646	HVAC - FY23 Roof - FY25
Sykesville Middle 7301 Springfield Avenue Sykesville, MD 21784	6 - 8	SRC = 806 Local = 720	762	95% 106%	4	17.6	1932 1949 1957 1957 1984 1984 2000	Original Addition Addition Demolition Renovation Addition Addition Total	22,270 58,1857 8,000 8,500 79,957 12,440 8,502 100,899	0.355	
Taneytown Elementary 100 Kings Drive Taneytown, MD 21787	PreK - 5	524	365	70%	0	9.6	1950 1962 1982 1995 1995 1995	Original Addition Addition Demolition Renovation Addition Total	22,283 9,920 1,100 1,100 32,203 31,047 63,250	0.493	K Addition Planning - FY24 HVAC - FY30
Westminster Elementary 811 Uniontown Road Westminster, MD 21157	PreK-5	568	529	93%	2	20	1976 2006 2010	Original Addition Renovation Total	64,800 4,848 24,937 69,648	0.344	
Westminster East Middle 121 Longwell Avenue Westminster, MD 21157	6 - 8	SRC = 869 Local = 790	730	84% 92%	0	21	1936 1950 1964 1975	Original Addition Addition Renovation Total	87,386 18,658 14,356 120,400 120,400	0.782	Replacement FY22
Westminster High 1225 Washington Road Westminster, MD 21157	9 - 12	1838	1515	82%	4	72.7	1970 1985 2010	Original Addition Addition Total	333,700 3,350 18,710 355,760	0.530	Window Replacement - FY23
Westminster West Middle 60 Monroe Street Westminster, MD 21157	6 - 8	SRC = 1135 Local = 1055	904	80% 86%	2	21.5	1958 1964 1996	Original Addition Addition Total	103,893 17,640 14,200 135,733	0.351	

SCHOOL NAME & ADDRESS	GRADES	SRC	2021		RELOCATABLE CLASSROOMS	ACREAGE	BUILDING DATA			FCIScore	COMMENTS
			PRIOR FALL ENROLLMENT	PERCENT UTILIZED			DATE	TYPE	SQ. FT.		
William Winchester Elementary 70 Monroe Street Westminster, MD 21157	PreK - 5	545	477	88%	4	7.4	1962 1980 1986 1990 2010 2010	Original Addition Addition Addition Addition Renovation Total	48,580 4,571 1,196 600 8,761 678 63,708	0.488	Modernization FY28
Winfield Elementary 4401 Salem Bottom Road Westminster, MD 21157	PreK - 5 Special Ed. Regional Ctr.	674	570	85%	0	16.2	1934 1950 1966 1980 1993 1993 2010 2010	Original Addition Addition Addition Demolition Renovation Addition Addition Renovation Total	10,054 4,440 14,575 4,221 14,494 18,796 50,404 3,837 3,350 73,037	0.447	Roof - FY22
Winters Mill High 560 Gorsuch Road Westminster, MD 21157	9 - 12	1339	1080	81%	0	31.04	2002	Original	213,650	0.076	

CARROLL COUNTY PUBLIC SCHOOLS



**RELOCATABLE CLASSROOM PLACEMENT
2020-21**

School Type	School Name	Number of Classrooms	Type of Relocatable Unit
ES	Carrolltowne	4	1 quad
	Eldersburg	2	1 double
	Freedom	4	1 quad
	Friendship Valley	4	1 quad
	Mechanicsville	2	1 double
	Mt. Airy	2	1 double
	Piney Ridge	6	3 doubles
	Westminster	2	1 double
	William Winchester	4	2 doubles
MS	Sykesville	4	2 doubles
	West Middle	2	1 double
HS	Liberty	8	5 doubles*
	Westminster	4	1 quad
SPECIAL	Carroll Springs	2	1 double
	Gateway School	2	1 double
	Career & Tech Center	8	4 doubles
TOTAL CLASSROOMS		60	

* Two double classroom relocatables are being utilized as one science lab.

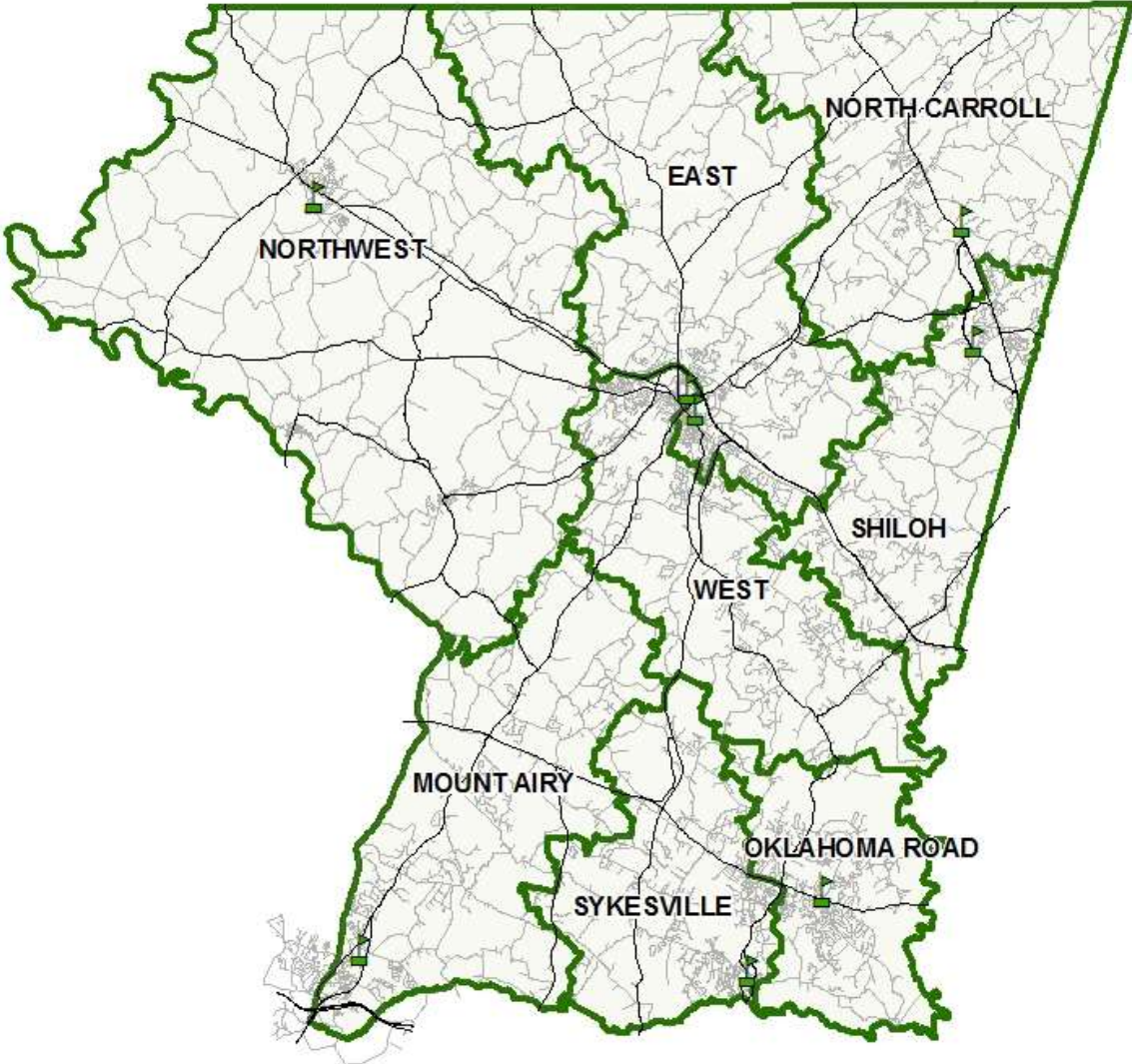
Carroll County Public Schools Elementary School Attendance Areas



-  ESLocations2016
-  Existing Boundaries

CCPS Transportation Services April 2016

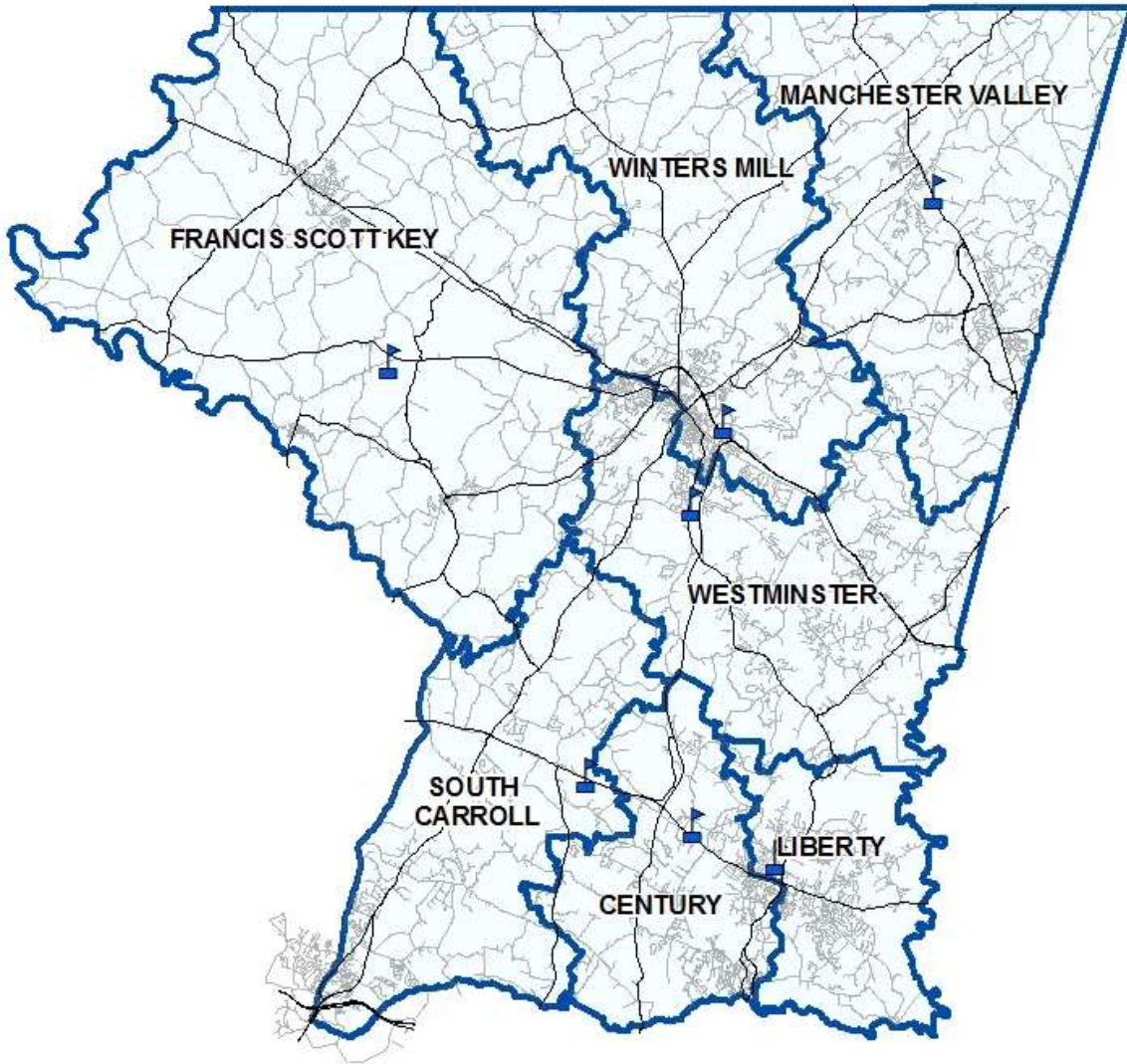
Carroll County Public Schools Middle School Attendance Areas





-  Existing Middle Schools
-  Existing Boundaries

CCPS Transportation Services April 2016

Carroll County Public Schools High School Attendance Areas



-  Existing High Schools
-  Existing Boundaries

CCPS Transportation Services April 2016

Carroll County Public Schools – School and Community Analysis

ELEMENTARY SCHOOLS	SCHOOLS	PROGRAMS		<u>NEIGHBORHOOD/COMMUNITY ANALYSIS</u>			
		Hot Spot	Priority Funding Area	Stabilized	Growth Area	Non-growth area	Targeted for Revitalization
	Carrolltowne		✓		✓		
	Cranberry Station		✓		✓		
	Ebb Valley		✓		✓		
	Eldersburg		✓		✓		
	Elmer Wolfe		✓		✓		
	Freedom District		✓		✓		
	Friendship Valley		✓		✓		
	Hampstead		✓		✓		
	Linton Springs		✓		✓		
	Manchester		✓		✓		
	Mechanicsville					✓	
	Mt. Airy		✓		✓		
	Parrs Ridge		✓		✓		
	Piney Ridge		✓		✓		
	Robert Moton		✓		✓		
	Runnymede					✓	
	Sandymount					✓	
	Spring Garden		✓		✓		
	Taneytown	✓	✓		✓		
	Westminster		✓		✓		
	William Winchester		✓		✓		
	Winfield					✓	

Carroll County Public Schools – School and Community Analysis

MIDDLE SCHOOLS	SCHOOLS	PROGRAMS		NEIGHBORHOOD/COMMUNITY ANALYSIS			
		Hot Spot	Priority Funding Area	Stabilized	Growth Area	Non-growth area	Targeted for Revitalization
	Mt. Airy		✓		✓		
	North Carroll		✓		✓		
	Northwest	✓	✓		✓		
	Oklahoma Road		✓		✓		
	Shiloh		✓		✓		
	Sykesville		✓		✓		
	Westminster East		✓		✓		
Westminster West		✓		✓			

HIGH SCHOOLS	SCHOOLS	PROGRAMS		NEIGHBORHOOD/COMMUNITY ANALYSIS			
		Hot Spot	Priority Funding Area	Stabilized	Growth Area	Non-growth area	Targeted for Revitalization
	Century		✓		✓		
	Francis Scott Key					✓	
	Liberty		✓		✓		
	Manchester Valley		✓		✓		
	South Carroll					✓	
	Westminster		✓		✓		
	Winters Mill		✓		✓		

Carroll County Public Schools – School and Community Analysis

SPECIALS	SCHOOLS	PROGRAMS		NEIGHBORHOOD/COMMUNITY ANALYSIS			
		Hot Spot	Priority Funding Area	Stabilized	Growth Area	Non-growth area	Targeted for Revitalization
	Carroll Springs		✓			✓	
	CC Career & Technology Center		✓			✓	
Gateway School		✓			✓		