

William Winchester Elementary School

70 Monroe Street Westminister, Maryland 21157
Voice: 410-751-3230 Fax: 410-751-3929 Web: carrollk12.org/wwe

Joseph Dorsey, Principal

Kristine Hayden, Assistant Principal

December 2011 Newsletter

Dear Willie Families and Friends,

It was terrific to see so many family members and friends who were able to join us during American Education Week and for conferences in November. Thanks to all for your continued interest in learning more about instruction at our school. You are an integral member of the support team needed to help improve student achievement.

Next week is National Inclusive Schools Week, December 5 – 9, and recognizes the work and actions that support a high quality education for diverse student populations.

The Winter Concert for our community will be held on Monday, December 12 at West Middle School and will feature singing by our third grade students and band and orchestra performances by our fifth grade students. Please join us for what will surely be a terrific night of seasonal music!

Reminder: Please have a plan for your child in the event of weather-related delayed openings, early closings and all day closings. See page 24 of the Informational Calendar for the Inclement Weather Policy and Official Stations for School Closing Announcements. The AlertNow telephone system and the CCPS website will be used for weather-related announcements, too. The informational calendar can be found online, too, at www.carrollk12.org/calendar/default.asp.

Make it peaceful and restful holiday season. It's good to be here!

✂ -----

We will view the Willie newsletter from the school web site. Please discontinue sending a paper edition home for the 2011-2012 school year.

Parent/Guardian name (please print): _____

Parent/Guardian signature: _____

Child/Children and Teacher(s) (please print):

December 2011 Dates to Remember

- 2 Grades K-5, Health Fair for students in gym during specials
- 5 Flu Mist-second doses
PTA Meeting in Media Center, 6:30 p.m.
Vision and Hearing Screening
PTA delivers Panera Coupons
- 6 Vision and Hearing Screening
- 7 Grade 5, Ginger Bread House Construction in Cafeteria, 9:00 a.m. -12:00 p.m.
Vision and Hearing Screening
- 8 Vision and Hearing Screening
- 9 Early Dismissal, 1:00 p.m.
No pre-kindergarten classes
Vision and Hearing Screening
- 12 Grades 3-5, Winter Concert 2:30 p.m. - 3:30 p.m.
Winter Concert, West Middle Gymnasium, 7:00 p.m.
Interim Reports Go Home
- 13 Grades K-2, Winter Concert, 9:30 a.m.-10:30 a.m.
- 19 PTA Restaurant Night at Texas Roadhouse, 4:00 p.m.-10:00 p.m.
- 21 Grade 5, Holiday Celebration in Cafeteria, 2:30p.m.-3:30 p.m.
- 22 Grade 2, Winter Celebration, 1:45 p.m.-2:45 p.m. - cafeteria
2:30 p.m.-3:30 p.m. – classrooms
Grades 3-4, Winter Celebration, 2:30 p.m.-3:30 p.m.-cafeteria
- 23 Kindergarten Holiday Breakfast in Café, 9:30 a.m.-10:00 a.m.
Early Dismissal, 1:00 p.m.
No pre-kindergarten classes

Media Center News

Winter is fast approaching and that makes me think of all the wonderful holiday books available for sharing during the season. Here are a few title suggestions for reading aloud and sharing with your child:

- *Auntie Claus by Elise Primavera.*
- *A Christmas Carol: Bah, humbug! By Ebenezer Scrooge; based on the classic story by Charles Dickens.*
- *Bear Stays up for Christmas by Karma Wilson.*
- *The Christmas Menorahs: How a Town Fought Hate by Janice Cohn.*
- *Christmas in the Country by Cynthia Rylant.*
- *Christmas Cricket by Eve Bunting.*
- *Christmas for a Kitten by Robin Pulver.*
- *Christmas Time by Catherine Stock.*
- *Christmas Trolls by Jan Brett.*
- *A Creature was stirring: One Boy's Night before Christmas by Carter Goodrich.*
- *Fancy Nancy: Splendiferous Christmas by Jane O'Connor.*
- *Henry the Christmas Cat by Mary Calhoun.*
- *The Night before Christmas by Clement Clarke Moore.*
- *Silver Packages: An Appalachian Christmas Story by Cynthia Rylant.*

Many of the students are using the Tumble Book Library online at school. Students have asked me how to access it at home.

Here is the site address, username and password for you to enjoy these interactive picture books and games at home.

Tumble Book Library:

<http://www.tumblebooklibrary.com>

Username: wwe

Password: books

Children enjoy folding paper shapes for fun. There are many simple winter-related origami ideas that you and your child can make this month. Winter origami can be used for gifts, decorations, and for small motor skill practice. Here are some easy patterns with fewer than ten steps:

- Candy cane.
www.origami-resource-center.com/candy-cane-diagram.html
- Dreidel.
dl.dropbox.com/u/11426805/scaffold/scaff11.pdf
- Christmas Tree.
www.davidpetty.me.uk/mom/mom30.htm
- Snowy Owl.
www.tammyyee.com/printowlsnowy.html
- Origami Box (Good for small gifts)
www.tinyshiny.com/HowToProjects/OrigamiBox.php

Wishing you a healthy, happy, and peaceful Holiday Season!

Louise Robinson, Media Specialist
Stephanie Goldsmith, Media Specialist

Ready, Set, Read Update

Thank you for your participation in the CCPS *Ready, Set, Read* challenge for Quarter 1. We had over 300 students participate in the challenge. This is fantastic and makes us very proud. Remember, students have a new chance each quarter to reach the goal. Throughout the quarter you can be rewarded with small classroom prizes, books, and even new backpacks. Our

grand prize winners for Quarter 1 each received a full-size Ravens football signed by Matt Birk! In addition, they were each awarded with a new backpack. Our winners will also have their names printed in the Carroll County Times on a special page reserved for *Ready, Set, Read* winners from all Carroll County elementary schools!

Our primary and intermediate winners for Quarter 1 were:

Alexis Linton- Mrs. Entwistle's First Grade

Dominic Dodson- Mrs. Griffith's Fourth Grade

Congratulations Alexis and Dominic!
Thank you for your work toward this goal.

It is hard to believe that the holiday season is upon us. During this season, you may be interested in reading some winter or holiday-themed books. Below, you will find a list of a few picture books that you might enjoy.

Winter/ Holiday Picture Books:

Snowballs- Louis Ehlert

The Hat- Jan Brett

The Mitten- Jan Brett

Snowmen at Night- Caralyn Buehner

Seven Candles for Kwanzaa-Andrea Davis Pinkney

The Trees of the Dancing Goats- Patricia Polacco

One Candle- Eve Bunting

The All-I-Ever-Want Christmas Doll- Patricia McKissack

Owl Moon- Jane Yolen

Seven Spools of Thread- Angela Shelf Medearis

An Orange for Frankie- Patricia Polacco

Snowflake Bentley- Jacqueline Martin

The Polar Express- Chris Van Allsburg

I hope that you enjoy a beautiful holiday season! ☺

Sincerely,
Kirsten Love
ELA Specialist

Wonderful Winter Concert!!!

Our Winter Concert is scheduled for Monday, December 12th, at 7:00 p.m. in the gymnasium at West Middle School. The fifth grade band and orchestra will perform, and *all* third grade students will sing for us. Band and orchestra members should report to the music room at West Middle at 6:15 p.m. Please enter through the side door (across from St Johns) or the front entrance. All third graders should report to the cafeteria at West Middle at 6:35 p.m. Signs will be posted in the middle school to direct Willie performers to the appropriate locations. All performers should dress their best for the evening concert. We invite all Willie families to join us for an enjoyable evening of music!

Canned Food Drive Continues!!

Please remember that our canned food drive will continue until December 9th. Please continue to bring in canned food. We have currently over 600 cans and need to meet our 1,000 total.

Letters to Veterans

Mrs. Coles' second grade class wrote thank you cards to the veterans for Veterans Day. The cards were sent to the Veterans Hospital in Baltimore.

Holiday Meal

The cafeteria is in need of help serving our holiday meal on Thursday,

December 8 from 11:30a.m.-1:30 p.m. If you are interested, please contact Mrs. Palmer at the school.

Lost and Found

Please remember to label all students clothing. Our lost and found items will be donated on the last day of each month.

Carroll County Recreation & Parks

Carroll County Recreation & Parks is pleased to announce the release of the Winter Community Recreation Program Guide. You may access the Program Guide via the internet at www.ccrecpark.org Register online with VISA or MASTERCARD. You may also mail or drop off registration and payment to the Recreation & Parks office in the Robert Moton Center, 300 S. Center Street in Westminster. Some classes have limited registrations and all programs are filled on a first come, first served basis. Many programs are eligible for senior discounts (age 60 and older) or early bird discounts (register by November 30). Financial assistance is also available to families or individuals who may qualify based on income levels.

Program Guides will be distributed to all branches of the Carroll County Public Library, Carroll County Senior and Community Centers, Bear Branch and Piney Run Nature Centers, the Carroll County Farm Museum, and the Carroll County Office Building.

Please call 410-386-2103 if you have any questions regarding programs and services or visit www.ccrecpark.org for more information about Carroll County Recreation and Parks and to register online.

William Winchester Elementary School PTA - December 2011

Every Child



One Voice

The PTA would like to thank everyone who came out and made the Bingo Spooktacular a great event. We would also like to thank you for your help with the "Willie's Kids Helping Kids" community service project. We collected 180 items to benefit the babies and children at Carroll Hospital Center.

Our next PTA meeting will be Monday, December 5th at 6:30 pm. Please plan to attend. The YMCA Child Care will run during the PTA meeting.

Mark your calendars. Our next Volunteer Training will be December 5th at 9:30 am.

Thanks to everyone who came out to our Roy Rogers restaurant night. Our next restaurant night will be December 19th from 4:00 pm - 10:00 pm at Texas Roadhouse. Kids 12 and under eat for free (dine in only) on the kids menu. Ranger meals are excluded. Please keep an eye out for the flyer to come home with your child.

There are two great ways that you can shop and support your child's PTA this holiday season without leaving your house.

-You can shop at your favorite online stores through the Box Tops Marketplace (www.btfe.com/marketplace). Up to 8% of your qualifying purchase will automatically be donated to our school with no additional cost to you. There are over 175 popular stores participating, including: iTunes, Barnes and Noble, WalMart, The Disney Store, Target, Home Depot, and many more.

-We have also teamed up with GLScript and have access to over 10,000 gift cards in various denominations. The PTA receives a percentage of each sale-sometimes it's 1% and sometimes it's 20%. Log onto www.glscrip.com to explore the possibilities. To purchase cards either e-mail Deniece Schaeffer at denieces@comcast.net with your list and send a check into school marked PTA or send a list into school with a check marked PTA. Your cards should arrive within 5 to 7 days. We can order as frequently as needed, however due to shipping costs we try to order once a week, typically on Tuesdays.

The PTA would like to wish everyone a happy and safe holiday season!!!

PTA Board

Kara Berrol - President kberrol@yahoo.com
Marta Cruz-Alicea - Vice President jsisgriega5@yahoo.com
Deniece Schaeffer - Treasurer denieces@comcast.net
Rebecca Colletti - Secretary rebecca.colletti@comcast.com

Home & School CONNECTION[®]

Working Together for School Success

December 2011

William Winchester Elementary School
Mrs. Renae Butler, School Counselor



SHORT NOTES

The world is a stage

Acting out stories builds reading skills and creativity. Encourage your youngsters to put on plays for you based on their favorite books. Each child can play a different character, or one could be the narrator. Suggest that they design scenery on poster board, find props around the house, and dig up old clothes for costumes.

School clothes

Do you and your child disagree about what he wears to school? Try putting away clothes that aren't appropriate for the weather so he'll always know what his choices are. If he picks out an outfit that doesn't match, consider letting it go as long as it fits him and follows the school dress code.

Active apologies

When your youngster accidentally bumps into a classmate, she probably knows to say, "I'm sorry." Encourage her to take the apology a step further by offering her help. For instance, she might pick up books that the other student dropped.


Worth quoting

"The beginning is always today."
Mary Wollstonecraft Shelley

JUST FOR FUN

Q: I'm full when I'm gone, and I'm empty when I'm here. What am I?

A: A suitcase.



Discover the past

Your child can learn a lot by exploring the way people lived long ago. It will help him get excited about studying history and give him a fresh perspective on how we live today. Here are some ways he can look into the past.

Famous figures

Did someone in your youngster's history book capture his imagination? Perhaps he liked reading about Benjamin Franklin's inventions or Martin Luther King Jr.'s leadership. Encourage him to learn more by checking out a biography at the library. Often, just one person can spark interest in other famous people from history.

Field trips

Visit historic sites in your area, such as battlefields, homes of famous people, and monuments. For ideas, stop by your town's visitors' center or search online (try www.waymarking.com). Your child might even find a "living history" museum or park where people play the part of historical figures or re-create daily



life by churning butter or using a washboard. Have your youngster compare these activities to his own life.

Local flavor

Old newspapers, photographs, and letters offer clues about what your town was like long ago. Stop by your public library's local-history section, and look through items like these with your child. Use what you see to imagine the lives of your town's early residents. You may discover clues about where they came from, how they earned a living, and what they did for fun.♥


Clearing out clutter

Winter break is a good time to get papers and supplies in order for the second half of the school year. Share these tips with your child:

- Are papers spilling out of your youngster's backpack?

It will be easier for her to find materials if she carries only what she needs each day. Suggest that she dump everything out and make three piles: "today," "later," and "never." She can put the "today" pile back in the bag, store what she wants to save, and recycle what she doesn't need.

- Help your child restock homework supplies like pencils and writing paper, and have her throw away dried-out markers and glue sticks. Let her choose a drawer or cubby (or give her a container and lid) to keep everything in one place.♥



I wish...I will!

What will your child accomplish in 2012? Perhaps she would like to improve her grades or play basketball. No matter what she sets her sights on, here is how she can work to make it happen:

1. Talk about wishes and goals. A wish is something she would like ("I wish I could get a perfect report card"), while a goal is something that's more specific and doable ("I will get a better grade in math").
2. Ask her to choose a goal (raising her math grade) and draw a picture of it in the center of a paper plate. For example, she



might draw herself circling a math grade she's proud of.

3. Help her name the steps involved in reaching her goal (make and use flash cards, find a study buddy). Have her write them around the edge of the plate.
4. As she completes a step, let her use a single-hole punch to poke a hole through its place on the plate. When every step is completed, talk about how close she is to her goal.

Tip: Encourage your youngster to celebrate progress toward goals and not to be discouraged by a step backward. This will help her move forward.♥


PARENT TO PARENT



Using a rich vocabulary

Teachers often comment that my daughter Reena has a strong vocabulary. I think it's because my husband and I have always used "big" words around her. When she was a toddler, my father-in-law suggested that we just talk to her normally. He would simply say "engineer" instead of something like "choo-choo driver," for example.

Over the years, I've kept his advice in mind. During dinner conversations, I might say "commotion" rather than "noise" or report on my day with my real work vocabulary. Reena sometimes asks what words mean, so we keep a dictionary handy.



I think our daughter's vocabulary has been a big part of why she does well in school. It also allows her to participate in family discussions and understand more of what she reads.♥

Q & A


Drugs: An ongoing conversation

Q: When should I talk to my son about drugs?

A: Now—and later! You can start talking about drugs, including alcohol and cigarettes, when your child is young, and keep talking about them as he gets older.

You might bring it up by explaining that sometimes kids offer other kids beer, cigarettes, or even marijuana, and you're wondering if anything like that has ever happened to him. Let him know that if it does, it's important to say "no" and then tell a trusted adult right away. Assure him that this is not considered tattling, because it's a serious situation that he doesn't have to handle on his own.

Be sure to tell him why he shouldn't try drugs. They are unhealthy for his mind and body, and they can be addictive—once a person starts, it's hard to stop. That's why the best choice is to say "no" the very first time, and every time, someone offers him any kind of drug.♥

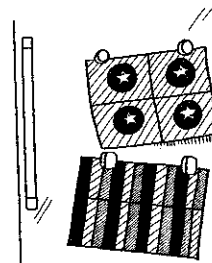


ACTIVITY CORNER

What's different?

With this game, players have to look closely to find the part that doesn't match. You and your child will have fun trying to outsmart each other—and he will build observation skills that are important for science and other subjects.

Draw lines to divide a sheet of paper into four equal squares. While your youngster isn't looking, make an identical design in three squares. For instance, color a tiny green star in



a red circle on a blue background, and put a black dot in the top point of the stars.

Then, in the fourth square, make one small change. You might put the dot in one of the star's bottom points, for example. How quickly can your child spot the difference? Then, turn the paper over, and

let him make designs for you so you can try to find the unique one.

Play several times, and make the drawings increasingly complicated. You might make a pattern of blue, yellow, and red stripes, but in one of the squares, have a blue and a yellow stripe trade places.♥

OUR PURPOSE


To provide busy parents with practical ideas that promote school success, parent involvement, and more effective parenting.

Resources for Educators,
a division of CCH Incorporated
128 N. Royal Avenue • Front Royal, VA 22630
540-636-4280 • rfeustomer@wolterskluwer.com
www.rfeonline.com

ISSN 1540-5621

DECEMBER 2011

Carroll County Elementary Schools
Breakfast Menu




Monday	Tuesday	Wednesday	Thursday	Friday
			1 Breakfast Pocket OR (2) Cinnamon Toast Fruit or Juice Milk	2 Sausage on Roll OR Choice of Cereal w/ Toast Fruit or Juice Milk
5 Breakfast Pizza OR (2) Cinnamon Toast Fruit or Juice Milk	6 (3) French Toast Sticks w/ Syrup OR Bagel w/ cream cheese Fruit or Juice Milk	7 (1) Bagel w/ Toppings OR Waffles w/ Syrup Fruit or Juice Milk	8 Cereal w/ toast Fruit or Juice Milk	9 (2) Pancakes w/ Syrup OR Choice of Cereal w/ Toast Fruit or Juice Milk
12 Cereal w/ toast Fruit or juice Milk	13 Cereal w/ toast OR (1) Bagel w/ Toppings Fruit or Juice Milk	14 Breakfast Pocket OR Choice of Cereal w/ Toast Fruit or Juice Milk	15 Pizzatas OR (2) Cinnamon Toast Fruit or Juice Milk	16 Sausage on Roll OR Choice of Cereal w/ Toast Fruit or Juice Milk
19 Breakfast Pizza OR (2) Cinnamon Toast Fruit or Juice Milk	20 (3) French Toast Sticks w/ Syrup OR Breakfast pocket Fruit or Juice Milk	21 (1) Bagel w/ Toppings OR Waffles w/ Syrup Fruit or Juice Milk	22 Cereal w/ toast Fruit or Juice Milk	23 (2) Pancakes w/ Syrup OR Choice of Cereal w/ Toast Fruit or Juice Milk


Give the gift of caring...



...school breakfast shows you care!



Monday	Tuesday	Wednesday	Thursday	Friday
 5 Chicken Tenders French Fries Roll Fruit	6 Hot Dog on a roll on Roll Mashed Potatoes Fruit	 7 Pizzas Green Beans Peaches	1 Scrambled eggs Sausage Patty Pancake w/ syrup Fruit Juice	2 Cheese or Pepperoni Pizza Hot vegetable Fruit
12 Popcorn chicken Mashed Potatoes Green Beans Peaches Roll	13 Grilled Cheeses Sandwich Pizza Soup Carrot Sticks Fruit	14 Hard or Soft Shell Taco w/ Cheese Shredded Lettuce Corn Fruit Cup	8 Turkey w/ dressing Mashed Potatoes w/ Gravy Hot Vegetable Roll Fruit  Holiday Dinner	9 Cheese or Pepperoni Pizza Tossed Salad Corn Applesauce EARLY DISMISSAL
19 Chicken Patty on Roll French Fries Green Beans Fruit	20 Chips w/ Cheese Sauce or Meatball Sub Corn Roll Fruit Cup	21 Holiday Nuggets w/ Choice of Sauces Mashed Potatoes w/ Gravy Green Beans Roll Fruit	15 Spaghetti w/ meat sauce Or Ham and Cheese On a roll Broccoli Breadstick Fruit	16 Stuffed Crust Pizza Hot Vegetable Apple Pineapple Salad Fruit
19 Chicken Patty on Roll French Fries Green Beans Fruit	20 Chips w/ Cheese Sauce or Meatball Sub Corn Roll Fruit Cup	21 Holiday Nuggets w/ Choice of Sauces Mashed Potatoes w/ Gravy Green Beans Roll Fruit	22 Cheesesticks w/ Dipping Sauce Green Beans Coleslaw Peaches	23 Cheese, Veggie, or Pepperoni Pizza Tossed Salad Hot Vegetable Fruit Early Dismissal



FUNDRAISING NIGHT!

COME TO





Monday,
December 19, 2011

4pm - 10pm

Dine In or
Carry Out

Present this
flyer and
William Winchester
will receive
10% of your total
food purchases!

Kids Eat Free Dine-In Only
Off of the kids menu. Ranger Meals
excluded. 12 and under.



(410) 871-1220

21 S. Cranberry Rd.
Westminster MD