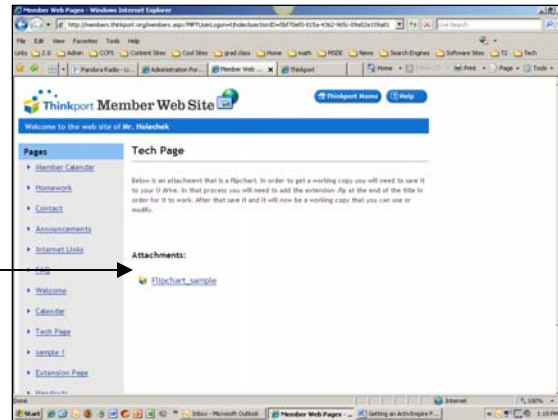


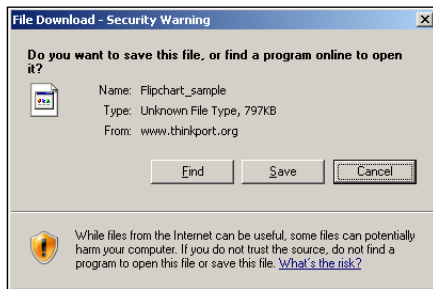
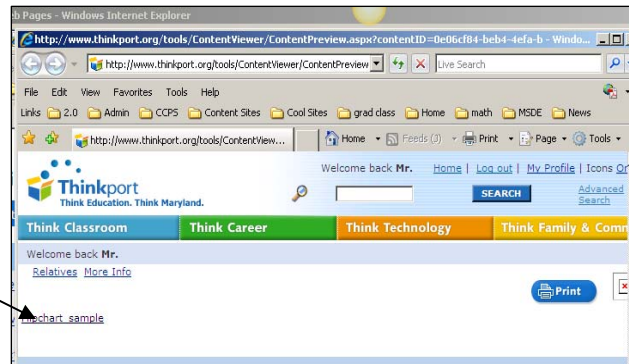
Getting an ActivInspire Flipchart off of a Thinkport Web Site

You will need to go through some extra steps to get a working copy of the flipchart off of a Thinkport web site. It is easy to do and the steps in the process will follow.

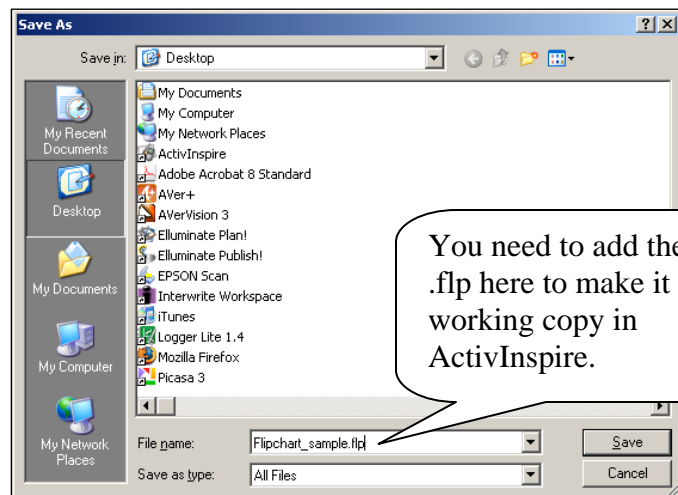
- On the web page locate the needed attachment at the bottom of the page. See the window to the right for the location. Click on the title you need.



- In the next window click on the name of the file you are trying to download.



- The security warning window above will appear next. Click on Save.
- The window to the right will appear and you need to add .flp to the end of the file name. Also select the save location then click Save.



- You will be prompted once the download is complete to open the document and it is ready for use in ActivInspire.

